




GWINNETT COUNTY POLICE DEPARTMENT

CHARLES M. WALTERS
CHIEF OF POLICE

770 HI-HOPE ROAD • LAWRENCEVILLE, GA 30043 • P.O. BOX 602 • LAWRENCEVILLE, GA 30046
(770) 513-5210 • FAX (770) 513-5005

TO: Law Enforcement and Judiciary Work Group Members
Engage Gwinnett

FROM: Charles M. Walters 
Chief of Police

SUBJECT: Gwinnett County Police Department Data

DATE: November 19, 2009

In addition to the information I presented to you today, I am providing an informational packet. I encourage you to carefully review this information. The packet was compiled to give you the most accurate and concise overview of the Department's operations and challenges. It includes the following:

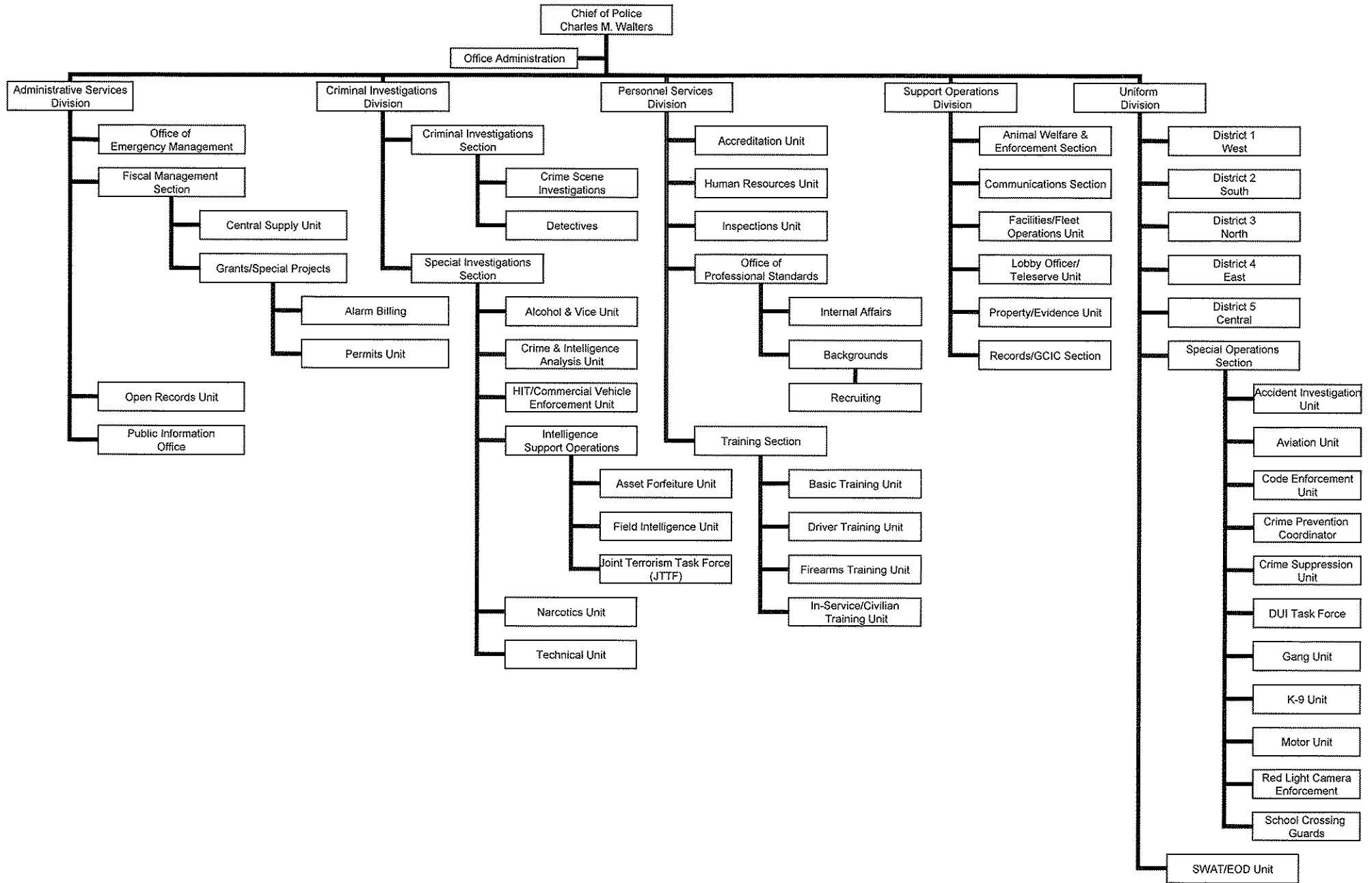
- Police Department Organizational Chart
- 2007–2009 Comparative Crime and Activity Statistics
- 2010 Police Department Service and Budget Reduction Plan
- 2010 Police Business Plan
- 2010 Police Business Plan on DVD
- Operation Conscious Community Summary

On behalf of the Gwinnett County Police Department, I thank you in advance for the work and commitment each of you will demonstrate by being involved in the Engage Gwinnett process. If we can assist you in any way, please do not hesitate to call.

CMW/ts

GWINNETT COUNTY POLICE DEPARTMENT

Effective October 3, 2009





GWINNETT COUNTY POLICE DEPARTMENT COMPARATIVE STATISTICS



Offenses	1/1/2007	01/01/2008	Percent Change			
	12/31/2007	12/31/2008		01/01/2008	01/01/2009	Percent Change
				11/13/2008	11/13/2009	
Murder/Homicide All Total	42	32	-23.81%	28	31	10.71%
Robbery All Total	1,286	1,252	-2.64%	1,030	940	-8.74%
Arson All Total	254	211	-16.93%	186	158	-15.05%
Aggravated Assault	761	699	-8.15%	606	549	-9.41%
Rape	90	123	36.67%	105	112	6.67%
Residential Burglary All Total	4,167	4,577	9.84%	3,905	3,617	-7.38%
Commercial Burglary All Total	1,378	1,222	-11.32%	1,087	803	-26.13%
Entering Motor Vehicle	4,685	3,838	-18.08%	3,293	3,672	11.51%
Theft By Taking Motor Vehicle	2,522	2,086	-17.29%	1,820	1,517	-16.65%
Theft All Total	7,334	6,358	-13.31%	5,415	5,204	-3.90%
Aggravated Battery	43	37	-13.95%	32	52	62.50%
Recovered Vehicles (RCV)	1,274	863	-32.26%	779	576	-26.06%
Stolen & Recovered (SAR)	1,015	662	-34.78%	607	336	-44.65%
Total Recovered	2,289	1,525	-33.38%	1,386	912	-34.20%
Total Citations Issued	137,184	144,523	5.35%	125,802	135,175	7.45%
D.U.I. Arrests	2,431	2,938	20.86%	2,512	2,597	3.38%
County Ordinance Citations	3,200	2,939	-8.16%	2,558	2,486	-2.81%
Red Light Camera Violations	9,316	5,479	-41.19%	4,642	6,552	41.15%
Alarm Calls Received	11,165	11,650	4.34%	9,210	8,472	-8.01%
False Alarms	11,113	11,606	4.44%	9,132	8,400	-8.02%
Juvenile Arrests	2,458	2,277	-7.36%	2,020	1,996	-1.19%
MV Accidents No Injury	25,808	21,619	-16.23%	18,708	16,856	-9.90%
MV Accidents Injury	3,441	4,249	23.48%	3,587	3,941	9.87%
MV Accidents Fatality	60	43	-28.33%	38	48	26.32%
Hit & Run	4,668	4,394	-5.87%	3,793	3,518	-7.25%
Private Property Accidents	5,041	5,374	6.61%	4,633	4,796	3.52%
Gang Related Incidents	275	453	64.73%	410	293	-28.54%
Field Interview Cards	996	859	-13.76%	767	580	-24.38%

*Totals reflected for Red Light Camera Violations are correct for County Wide Report Only.
Precincts are not populated in RMS for these violations.

Data Date/Time: 11/13/2009 - 09:02

-GWINNETT COUNTY POLICE DEPARTMENT-

-M E M O R A N D U M-

TO: Asst. Chief Savage

FROM: Major J.T. Strickland

DATE: November 13, 2009

SUBJECT: West Precinct 2009 Detail Summary

.....

From May 14th -17th, 180 people (140 of which were with GCPD) conducted "Operation Conscious Community" in the area of South Norcross Tucker Road. The purpose of the detail was to address a number of community concerns. This area was selected because of past patterns of crime in and around the area including robbery, burglary, and entering autos. Moc One was our Command Post in a grocery store parking lot.

This was organized by involving multiple units working various hours of the day. The day generally started around 7 am and ran until about 4 am. This was the core of its success. Because everyone was there with a different purpose, multiple issues were being worked on and being resolved at the same time. Upon each unit's arrival, a briefing provided them with maps, a stolen vehicle hot list, and crime prevention flyers to pass out to the community.

Although a general action plan arranged, specific decisions were left up to the unit's line supervisors. For example, DUI and Motor supervisors decided the best locations for road checks since they had that background and prior experience with these. In another example, QOL arrived with a specific plan already in place for each day.

In the first day alone, nearly 75 persons were arrested. Roadchecks contributed to the largest number of arrests. Most roadchecks involved about 25 officers and ran about an hour.

During the detail's three day run, no crimes were reported in the area. Following the detail, there was a sharp decrease in all criminal activity including armed robberies, burglary (residential and commercial), and entering autos. Just as important, citizens and business owners praised our efforts. In what was normally a crime hot spot, the detail made citizens and business owners feel safe again.

Operation Conscious Community May 14-17

Team effort by 180 persons

- GCPD (140)
- Sheriff's Department (27)
- Probation / Parole (5)
- VIP Interpreters (8)




GCPD Personnel

- Quality of Life
- Motors
- CRT Units
- SIS
- CID
- K-9
- Aviation
- Crime Prevention
- Motors
- Communications
- Parks
- Crime Suppression
- Gang Unit
- H.I.T.



Detail Stats

- 233 Arrests
- 958 Traffic Stops
- 1,014 Citations
- 42 Wanted Persons Located
- 53 Felony Arrests
- 46 Misd. Arrests
- 22 DUI's
- 19 Drug Related Arrests
- 2 Guns Seized
- 143 Vehicles Impounded
- 10 Roadchecks
- 273 hours of foot patrol



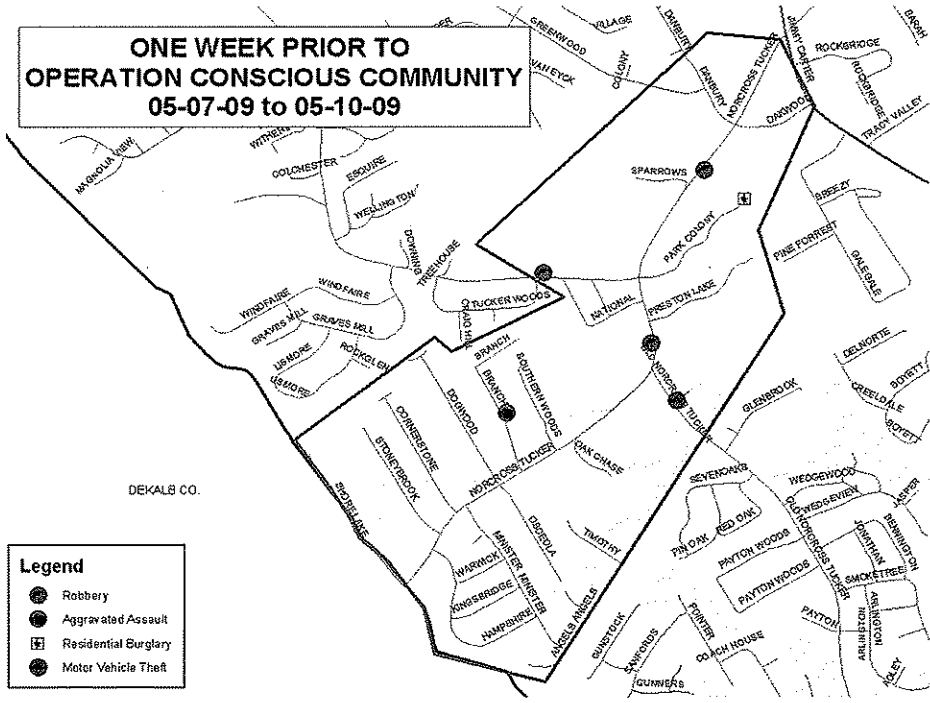


OPERATION CONSCIOUS COMMUNITY COMPARATIVE STATISTICS

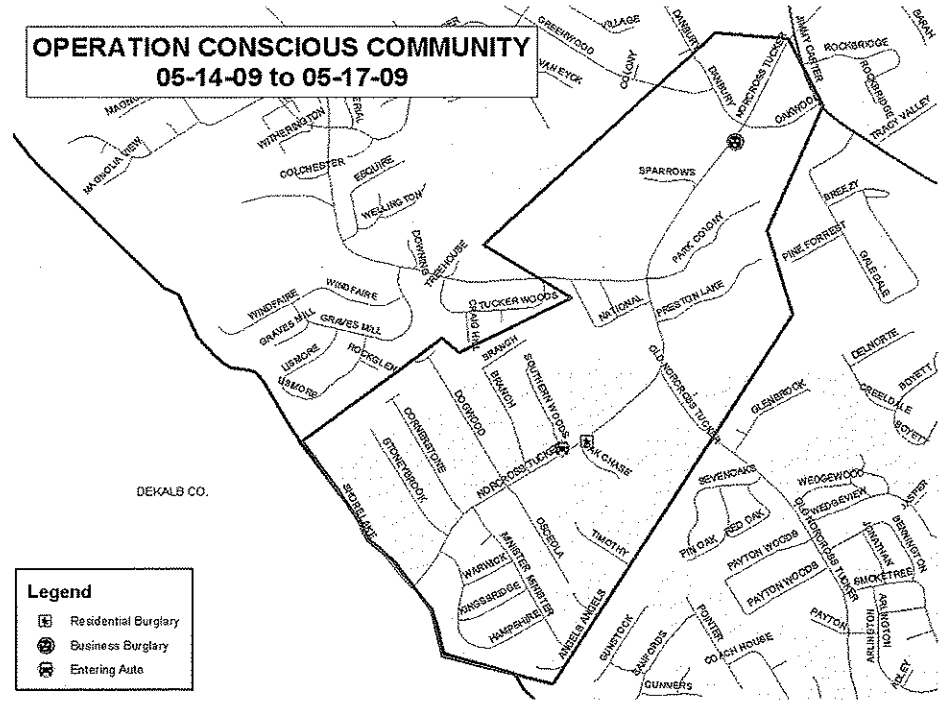


OFFENSES	ONE WEEK PRIOR 05-07-09 to 05-10-09	OPERATION CONSCIOUS COMMUNITY 05-14-09 to 05-17-09	ONE WEEK AFTER 05-21-09 to 05-24-09
Murder/Homicide	0	0	0
Robbery	3	0	1
Arson	0	0	0
Aggravated Assault	1	0	0
Rape	0	0	0
Residential Burglary	1	1	1
Commercial Burglary	0	1	0
Entering Motor Vehicle	0	1	1
Theft by Taking Motor Vehicle	1	0	0
Aggravated Battery	0	0	0
TOTAL	6	3	3

**ONE WEEK PRIOR TO
OPERATION CONSCIOUS COMMUNITY
05-07-09 to 05-10-09**



**OPERATION CONSCIOUS COMMUNITY
05-14-09 to 05-17-09**



**ONE WEEK AFTER
OPERATION CONSCIOUS COMMUNITY
05-21-09 to 05-24-09**

